

# Get Started

## 1 Choose the nearest age

Choose the checklist that matches your child's age. If your child falls between two ages, use the earlier age (if child is 4½ years old, use the 4 year checklist).

## 2 Answer the questions

Answer the questions to the best of your ability. If you are not sure, try the question with your child. Any examples are only suggestions. You may use similar examples from your family experience. Language and communication items can be asked in the child's first language. Items marked with \*\* may not be common to all cultures.

## 3 Follow-up with a professional

If you answer "no" to any question or have any concerns about your child's development, follow-up with a health care and/or child care professional.

# When you're done

Follow the parenting tips beside the checklist to help your child grow. These tips may be a bit more challenging than the checklist. If you have questions, contact a professional. The tips are organized into the following developmental areas:

🤍 Emotional

👉 Fine Motor

👤 Gross Motor

👥 Social

🧠 Self-Help

💬 Communication

🧠 Learning & Thinking



LIMITATION OF LIABILITY NDDS® has created and provides the Checklists to assist parents, health care and child care professionals (users) with a convenient and easy to use method of recording the development and progress of infants and children within certain age groupings. The Checklists are not meant to be a substitute for the advice and/or treatment of health care and child care professionals trained to properly and professionally assess the development and progress of infants and children. Although the Checklists may help users to determine when they need to seek out the advice and/or treatment of health care and child care professionals, users must still consult with competent health care and child care professionals for advice and/or treatment respecting specific children and their particular needs. Users should bear in mind the following when using the Checklists: (i) The needs of each infant/child are unique. Each infant/child will develop differently and as such, any perceived limitations in development must be reviewed by a health care and/or child care professional to be properly assessed; (ii) While every effort has been made to make the Checklists as culturally, economically and geographically neutral as possible, it must be understood by users that they may still reflect some cultural, economic or geographic prejudices. As such, these prejudices may affect a specific infant's/child's results in a Checklist without actually reflecting a developmental limitation. Again, users should contact a health care and/or child care professional to review the needs of an individual infant/child; (iii) The Checklists cannot contain every possible indicator of developmental limitations or goals to be met. As such, the Checklists are not designed for and should not be used to diagnose or treat perceived developmental limitations or other health needs. NDDS® makes no representation or warranties, express or implied. This includes, but is not limited to, any implied warranty or merchantability of fitness for a particular use or purpose, and specifically disclaims any such warranties and representations. NDDS® expressly disclaims any liability for loss, injury or damages incurred or occasioned as a consequence, directly or indirectly, of the use of the Checklists. The Checklists are sold with the understanding that NDDS® is not engaged in rendering health care, child care, medical or other professional services. NDDS® PRODUCT LICENSE® The Checklists are the copyright of NDDS Intellectual Property Association and are subject to copyright and other intellectual property laws. By purchasing the Checklists, the user agrees to be bound by the terms of the following limited license. (i) Each page of the Checklist shall only be used in relation to an individual infant/child; (ii) When a Checklist page has been used for an individual infant the completed Checklist page may be copied for archival purposes only, or in order to provide a copy to a health care and child care professional in order to assist in the advice or treatment given by the recipient professional for the individual infant/child; (iii) Except as provided in (ii) above, the user shall not copy, modify or remove any of the trademarks, trade names or copyright notices of Nipissing® from the Checklists, either in whole or in part; (iv) The user does not acquire any proprietary or other interest in the Checklists. © The Nipissing and NDDS are trademarks of NDDS Intellectual Property Association, used under license. All rights reserved. NDDS © 2018 NDDS Intellectual Property Association. All rights reserved.



**looksee**  
checklist® by ndds

A checklist to monitor your child's development from 1 month to 6 years of age with tips to help them grow.

# By thirty months of age, does your child:


Y N


- 1 Give you the right toy when asked? *"give me the big car", "give me the little car"*
- 2 Join three or more words together? *"I want big ball"*
- 3 Name most common items? *dog, apple, car\**
- 4 Use pronouns such as I, you, me, and mine?
- 5 Use word endings? *"boy jumping", "two cookies"*
- 6 Lift and drink from a cup and replace it on the table?\*
- 7 Imitate drawing vertical and horizontal lines?
- 8 Remove clothing already unzipped or unbuttoned?
- 9 Run without falling most of the time?
- 10 Kick a ball forward?
- 11 Jump off the floor with both feet?
- 12 Try to join in songs and rhymes with you?
- 13 Listen to simple stories?
- 14 Act out daily routines with toys? *feed doll and then put her to sleep\**
- 15 Wait briefly for needs to be met? *when placed in high chair at meal time\*\**
- 16 Recognize self in mirror or picture?

\* Examples are only suggestions.  
Use similar examples from your family experience.

\*\* Item may not be common to all cultures.


# Try these tips to help your child grow:


My actions tell you how I feel. Celebrate with me when I am happy and be patient with me when I am sad or angry. 


I like to explore play dough by poking, cutting, rolling, or pressing it. I can use a craft stick, safety scissors, and cookie cutters to cut the play dough. 

Play my favourite music and encourage me to run, stretch, jump, march, and walk. As the music changes my movements can be fast, slow, or graceful.


I like a challenge. Play movement games with me where I change my speed and direction. Give me easy directions (stop and go, run to the door, walk backwards, clap fast, crawl slow). I will learn to follow directions.

I like to knock things down. Set up plastic bottles, empty cans, or milk cartons. Let me have a ball to roll and knock them over. Let me set them up again. Give me the words for what happens. 


Dressing up is fun. I like hats, old clothing, jewelry, household objects, dolls, or anything I can use to make believe. I will act out things that are familiar, and this will help me learn about relationships. 

I want to help you shop for groceries. Keep me interested by talking about the things we are buying. Ask me questions and wait for me to respond. 

Let me help sort the clean laundry. Make a pile for each family member. Pull out an item and ask, "Whose shirt is this? Yes, this is Mom's shirt. Put it in Mom's pile". This will help me learn to observe and compare.

It's fun to use markers, crayons, paint, or chalk to make a picture. Ask me to tell you about my picture when I am finished. Make a book of all my pictures and we can look at it together. 

When we go for a walk, collect rocks, seeds, leaves, twigs, and flowers. Feel the objects while we look at them and talk about the different weights, colours, shapes, and sizes.

Let's do different kinds of puzzles. We can take turns adding one or two pieces at a time and continue this way until I can do the whole puzzle on my own. Give me a hint when I need help. 

I need the chance to play with other children my age. Give me the opportunity to play in a group.

I may get ear infections. Talk to my doctor about signs and symptoms.

Child's Name: \_\_\_\_\_

Birthdate: \_\_\_\_\_

Today's Date: \_\_\_\_\_